



# Twin Falls County Historical Society Museum

## *In This Issue*

*Volunteers Needed Pg.1&2*

*Living History Day Pg.2*

*Brick Fundraiser Pg.3*

*Item Highlight Pg.4*

*Recent Donations Pg.6*



The Official Newsletter of the Twin Falls County Historical Society Museum

## April 2026

### Board and Staff

Steve Westphal – President

Alex Kunkel – Vice President


Teresa Sept- Media & Treasurer

Jane Anderson- Board Member

Gary Sipe – Projects

Diana Hadley - Secretary

Ashley Haycock –  
Administrator/Editor



## Volunteers Needed!

With the warmer weather comes more visitors and new projects and as a small museum, we rely on volunteers to help us get it all done!

Our biggest need with the school field trip season coming up is volunteers to help guide tours.

We promise this job is not as scary as it sounds! When school groups come to the museum, we divide them into smaller, manageable groups for each guide to lead.

There are three to four “sections” to a tour: the main building, the west side farm implements, the smaller outbuildings (blacksmith shop, equipment shed, crafts building, farmhouse, and merry-go-round), and the annex building.

Guides will be assigned one section to lead groups through. This way, you don’t have to try to learn about everything at once. We will work with you to decide what items to highlight and create a “script” for you to follow.

If you get asked a question you don’t have an answer for, that’s ok!

Kids come up with the strangest questions sometimes. We find phrases like: “That’s a great question, I’ll have to do some research on that,” or “I don’t have the answer for that, but if you research it, let me know!” usually work.

We are also looking for volunteers for our Living History Day event!

Assist our demonstrators by running errands, getting more supplies, keeping the tables clean and organized, and watching the station if they need a break.

We will need volunteers stationed in the main museum building and in our outbuildings to greet visitors, answer questions, and keep an eye on things.

Our big clean-up day will be April 25<sup>th</sup>, the Saturday before the event, but some of the cleaning can be done earlier to give us a head start.


The museum offers a variety of other volunteer opportunities as well. Researching, writing, organization, and yard work, just to name a few.

We have added an updated list of volunteer jobs and descriptions to our website to help you find the right fit for your interests.

If you would like to become a volunteer, stop by the museum to fill out an application.

# LIVING HISTORY DAY

*Your Next Adventure Awaits at the Museum.*



Take a step into the past with a day of educational fun for the whole family!

**SATURDAY, MAY 02, 2026**


**1-5 PM**

Live and hands-on demonstrations of:

- Knife and tomahawk throwing, fire starting, and muzzleloader firing with The Southern Idaho Muzzleloaders Association
- Clothes washing
- Ropemaking
- Wool Spinning
- Breadmaking
- Butter churning
- Dutch Oven Cooking
- Corn Grinding
- And More!

**FREE ENTRY!**

**& Homemade ice cream!**



# TWIN FALLS COUNTY HISTORICAL SOCIETY MUSEUM

## Buy a Brick Fundraiser

### Make Your Mark on History

Help us enhance the museum grounds while creating a lasting legacy for yourself, your family, or your class. Commemorative bricks will be used to landscape the front area of the Union School. We are offering a 4X8 laser-engraved brick for \$100.



TWIN FALLS  
COUNTY  
MUSEUM



Image AI generated, only an example




Scan code

Buy your personalized brick today!

4X8 Bricks **\$100**

Order online [twinfallsmuseum.org](https://twinfallsmuseum.org)

## Become a Board Member!



Are you passionate about preserving and promoting the history of Twin Falls County?

The Twin Falls County Historical Society Museum is looking for community members with an enthusiasm for history to join our board of directors.

Interest forms are now available on our website:  
[twinfallsmuseum.org](https://twinfallsmuseum.org).

# Item Highlight

## Mustache Cups



Mustache cups are believed to have been invented by British potter, Harvey Adams. The mustache “guard” kept mustaches clean and dry.



The cups became a popular gift for sons, brothers, fathers, and friends.

“From a Friend” mustache cup donated by Hershel Sonner.



For a Victorian gentleman, the grooming of one’s facial hair was an imperative part of maintaining a proper appearance.

Whatever trendy facial hair a man sported, keeping it neat and tidy was of utmost importance in the eyes of high society.

Towards the late 1800s, mustaches became the facial hair of choice. Though never really out of fashion, they had previously always been accompanied by beards, mutton chops, and chin straps.

Younger men left full facial hair styles for the older generations, preferring the look of a shaven face paired with an impressive mustache.

Gentlemen’s etiquette books of the time warned wearers of the “limits” of facial hair fashion. Beards and mustaches should never be too long, trimmed too short, or appear messy and unhygienic.

Mustache combs, brushes, curling irons, wax, and even “dye for whiskers” became staples on a man’s dressing table.

After brushing and styling, wax would be liberally applied to the mustache to hold its shape and prevent crumbs from accumulating.

Mustachioed gentlemen had a challenge arise however when partaking in hot beverages.

It’s said that the drink’s heat and steam would soften the wax, resulting in an undesirably “droopy” stache.

At least that’s the answer you will find repeated on most research sites.

Modern mustache enthusiasts have questioned this reasoning, however.

An article written by Roger Heffron in 2018 argues that even when using a historically accurate wax mixture, he could not get his mustache to “melt” over a hot drink.

A more likely issue was that the liquid would leave the mustache damp and, in some cases, stained, giving it an unclean appearance.

Either way, men needed a product that would allow them to sip their refreshments without risking their fabulous facial hair.

Mustache cups are believed to have been invented by British potter Harvey Adams though its exact origins are also debated.

At first glance, these cups could be overlooked as regular teacups, but a look inside reveals what sets it apart.

Along one side of the cup sits a half-moon-shaped “shelf” with a small opening from which liquid can pass, allowing men to drink while keeping their mustache protected.

The demand for mustache cups naturally grew with the facial hairstyle’s popularity.

Many potters and dishware companies released their own versions. Soon mustache cups were available through most mail order catalogs and included in dishware sets.

The cups could be made of a variety of materials including porcelain, stoneware, earthenware, and tin.

They also came in a range of sizes from larger “farmer” cups to dainty teacups.

Like all trends, the mustache craze reached its peak and slowly declined in popularity. By the late 1910s - 1920s, favor had shifted towards the clean-shaven look.

World War I played a large part in this shift. Soldiers in the War didn’t have the time or resources for facial hair upkeep. Some facial hair styles could also be dangerous as it prevented an adequate seal on gas masks.




Mustache cup donated by the Scovel family.



Though specifically made for men many mustache cups feature more “feminine” motifs. Purchasing chinaware was the responsibility of the woman of the house. Because of this, companies chose designs and patterns that would appeal to them.



Ira Burton Perrine  
1861-1943



Clarence Bisbee  
1876-1954


Many significant figures in Twin Falls’ history sported mustaches, including Ira Perrine and photographer Clarence Bisbee.

C. E. B. at "Camp Driskill" in lovely Hagerman Valley where thousands

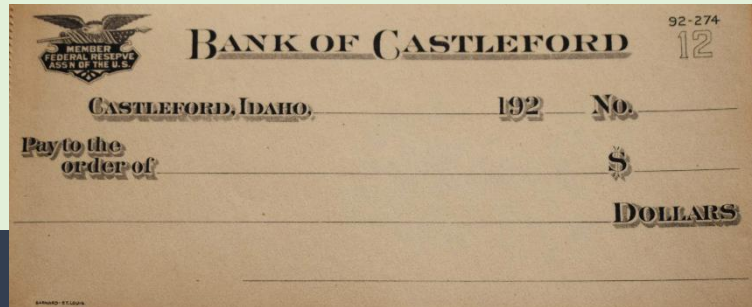
# Donations



Twin Falls painting by Maude Goodding donated by Gooding County Historical Society



1970 Aerial Photo of Twin Falls donated by Steve Slifer



Bank of Castleford checkbook donated by Don Graybeal

**Want to Donate?**  
Give us a call or stop by the museum if you are interested in donating an item with county history. Keep in mind we currently only accept permanent donations.

## Building Update!



If you've visited the museum recently, you may have noticed a chorus of thumping and bumping coming from atop the building. That is because we are in the process of having the roof replaced! A much-needed improvement to the building. We are still open our normal hours just be aware of workmen and machinery on the grounds.

**Thank you, Twin Falls County, for ensuring that our beloved historical building stays safe and dry!**